


# 1. Telling Time

One Minute Intervals

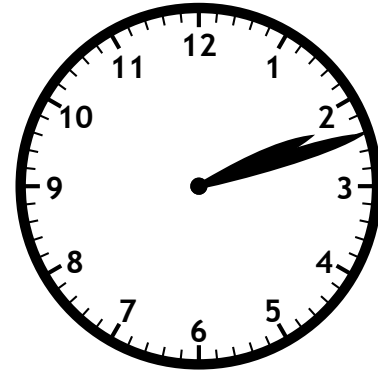
What time is shown on the clock?



# 2. Telling Time

One Minute Intervals


What time is shown on the clock?



# 3. Telling Time

One Minute Intervals


What time is shown on the clock?



# 4. Telling Time

One Minute Intervals

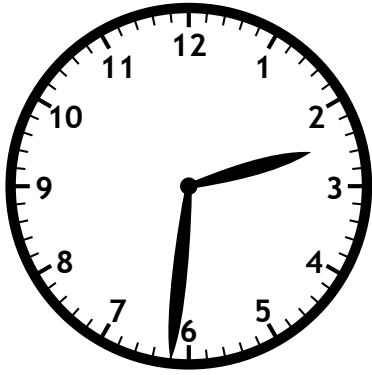
What time is shown on the clock?



## 5. Telling Time

One Minute Intervals

What time is shown on the clock?




⋮

\_\_\_\_\_

## 6. Telling Time

One Minute Intervals

What time is shown on the clock?




⋮

\_\_\_\_\_

## 7. Telling Time

One Minute Intervals

What time is shown on the clock?




⋮

\_\_\_\_\_

## 8. Telling Time

One Minute Intervals

What time is shown on the clock?




⋮

\_\_\_\_\_

# 9. Telling Time

One Minute Intervals

What time is shown on the clock?




⋮

\_\_\_\_\_

# 10. Telling Time

One Minute Intervals

What time is shown on the clock?




⋮

\_\_\_\_\_

# 11. Telling Time

One Minute Intervals

What time is shown on the clock?




⋮

\_\_\_\_\_

# 12. Telling Time

One Minute Intervals

What time is shown on the clock?




⋮

\_\_\_\_\_

# 13. Telling Time

One Minute Intervals

What time is shown on the clock?



•  
•

\_\_\_\_\_

# 14. Telling Time

One Minute Intervals

What time is shown on the clock?




•  
•

\_\_\_\_\_

# 15. Telling Time

One Minute Intervals

What time is shown on the clock?




•  
•

\_\_\_\_\_

# 16. Telling Time

One Minute Intervals

What time is shown on the clock?



•  
•

\_\_\_\_\_

# 17. Telling Time

One Minute Intervals

What time is shown on the clock?




•  
•

\_\_\_\_\_

# 18. Telling Time

One Minute Intervals

What time is shown on the clock?




•  
•

\_\_\_\_\_

# 19. Telling Time

One Minute Intervals

What time is shown on the clock?




•  
•

\_\_\_\_\_

# 20. Telling Time

One Minute Intervals

What time is shown on the clock?



•  
•

\_\_\_\_\_

## 21. Telling Time

One Minute Intervals

What time is shown on the clock?




⋮

\_\_\_\_\_

## 22. Telling Time

One Minute Intervals

What time is shown on the clock?



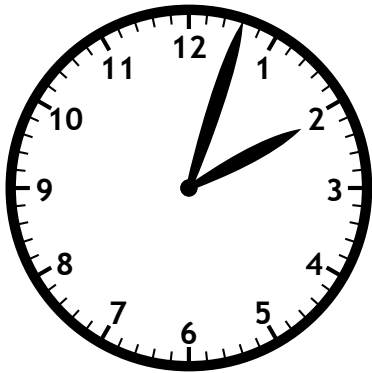
⋮

\_\_\_\_\_

## 23. Telling Time

One Minute Intervals

What time is shown on the clock?




⋮

\_\_\_\_\_

## 24. Telling Time

One Minute Intervals

What time is shown on the clock?




⋮

\_\_\_\_\_

## 25. Telling Time

One Minute Intervals

What time is shown on the clock?




•  
•

\_\_\_\_\_

## 26. Telling Time

One Minute Intervals

What time is shown on the clock?




•  
•

\_\_\_\_\_

## 27. Telling Time

One Minute Intervals

What time is shown on the clock?




•  
•

\_\_\_\_\_

## 28. Telling Time

One Minute Intervals

What time is shown on the clock?




•  
•

\_\_\_\_\_

## 29. Telling Time

One Minute Intervals

What time is shown on the clock?




•  
•

\_\_\_\_\_

## 30. Telling Time

One Minute Intervals

What time is shown on the clock?



•  
•

\_\_\_\_\_



Name: \_\_\_\_\_

# Task Cards: Telling Time

1. \_\_\_\_\_

16. \_\_\_\_\_

2. \_\_\_\_\_

17. \_\_\_\_\_

3. \_\_\_\_\_

18. \_\_\_\_\_

4. \_\_\_\_\_

19. \_\_\_\_\_

5. \_\_\_\_\_

20. \_\_\_\_\_

6. \_\_\_\_\_

21. \_\_\_\_\_

7. \_\_\_\_\_

22. \_\_\_\_\_

8. \_\_\_\_\_

23. \_\_\_\_\_

9. \_\_\_\_\_

24. \_\_\_\_\_

10. \_\_\_\_\_

25. \_\_\_\_\_

11. \_\_\_\_\_

26. \_\_\_\_\_

12. \_\_\_\_\_

27. \_\_\_\_\_

13. \_\_\_\_\_

28. \_\_\_\_\_

14. \_\_\_\_\_

29. \_\_\_\_\_

15. \_\_\_\_\_

30. \_\_\_\_\_

## Task Cards: Telling Time

- |           |           |
|-----------|-----------|
| 1. 8:56   | 16. 7:06  |
| 2. 2:12   | 17. 8:51  |
| 3. 11:47  | 18. 10:36 |
| 4. 3:08   | 19. 8:17  |
| 5. 2:31   | 20. 6:50  |
| 6. 5:44   | 21. 11:49 |
| 7. 12:42  | 22. 12:49 |
| 8. 1:14   | 23. 2:03  |
| 9. 10:26  | 24. 3:15  |
| 10. 4:39  | 25. 6:43  |
| 11. 1:58  | 26. 9:29  |
| 12. 3:33  | 27. 2:28  |
| 13. 9:01  | 28. 1:55  |
| 14. 12:04 | 29. 7:50  |
| 15. 5:49  | 30. 11:38 |

# Task Cards: Telling Time

**This file contains 30 clock task cards.**

**All cards have pictures of analog clocks. Students will tell what time is shown on each clock.**

**There are countless ways to use task cards in your classroom.**

**Here are a few ideas:**

## **1. Math Learning Center**

Place all of the cards on a table in the classroom. Small groups of 3 to 5 students can visit the table and solve the problems on the task cards. They can complete them in any order they'd like. You can have them do as many, or as few, problems as you choose.

## **2. Dry-Erase**

Laminate the cards. Then invite students to write on the cards with a dry-erase marker as they solve.

## **3. Back-to-Back Game**

Two students draw a task card at random. Then they sit back-to-back as they solve the math problem on the card. After they've finished, they turn, face-to-face, to compare their answers.

## **4. Classroom Scavenger Hunts**

Place task cards all around the room. (Examples: on the classroom door, attached to a student's chair, hanging from the classroom bookshelf) Students must search for the cards and solve the math problems.

## **5. Morning Challenge**

Place all of the task cards in a basket. When students enter the classroom in the morning, they choose one card from the basket to solve.

## **6. Interactive White Board Lessons**

If you have a document camera attached to an interactive white board, you can display task cards for students to solve.

## **7. Extra Help**

Have a parent, friend, or volunteer sit with individual students who need extra help. They can practice by solving the problems on the task cards together.